

Automated Traffic Enforcement April 2020

During the month of **April**, Cedar Rapids Police Officers issued **14,092** citations identified by the Automated Traffic Enforcement system. These citations were issued to owners of vehicles traveling 12 MPH or more over the speed limit and/or running a red light. The Automated Traffic Enforcement Program has generated **\$689,576.08** during the month of **April**. To date, **\$7,367,768.88** has been generated since July 1, 2019.*

Table 1. Total ATE citations by type, and amount over speed limit from 04-01-20 to 04-30-20.

ATE Citation Type	Driving 12-20 MPH over	Driving 21-25 MPH over	Driving 26-30 MPH over	Driving 31+ MPH over	Total Citations
Speed	13,169	503	82	26	13,780
Red Light					243
Canceled					69
Total Citations					14,092

Table 2. ATE citations by type, location, top speed, and amount over speed limit from 04-01-20 to 04-30-20.

ATE Locations	Red Light Citations	Speeding Citations	Top Speed	Amt Over Limit
NB I-380 Diagonal Dr SW	N/A	1,467	86 mph	+31 mph
NB I-380 J Ave NE	N/A	5,211	95 mph	+40 mph
SB I-380 1 st Ave SW	N/A	143	79 mph	+24 mph
SB I-380 J Ave NE	N/A	5,591	98 mph	+43 mph
NB Center Point Rd and Collins Rd Ramp	26	13	56 mph	+21 mph
1 st Ave and 10 th St	53	491	59 mph	+29 mph
Williams Blvd and 16 th Ave	22	26	59 mph	+24 mph
Edgewood Rd and 42 nd St NE	45	754	76 mph	+36 mph
1 st Ave and L St SW	97	84	67 mph	+32 mph
Mobile Speed Camera (All locations)	0	0	0 mph	+0 mph

Table 3. Accidents by ATE monitored locations, and injury/non injury from 04-01-20 to 04-30-20.

Traffic Accidents in ATE Monitored Locations	Injury	No Injury
Accidents in ATE Monitored Locations on I-380	2	0
Accidents in ATE Monitored Locations in Other Intersections	0	3
Total Traffic Accidents	2	3

Citations Issued by Residency of Vehicle Owner

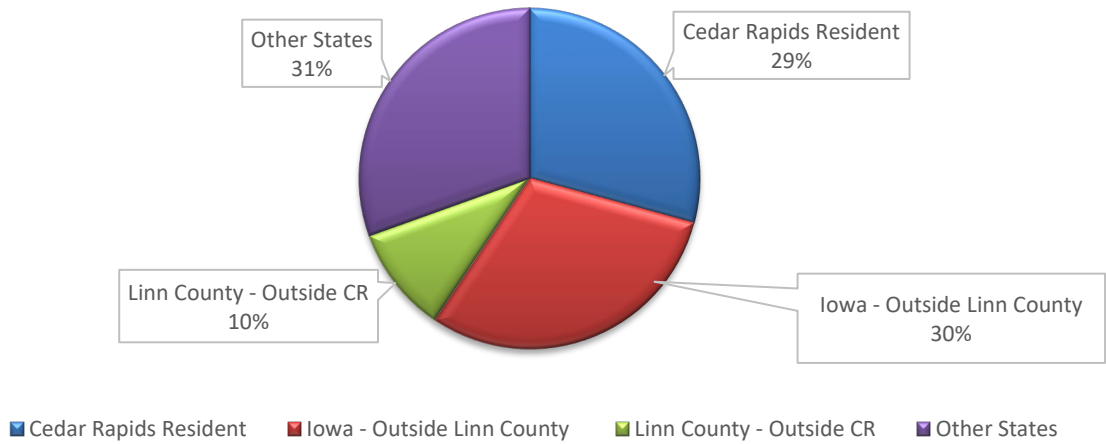


Figure 1. Percentage of citations issued by residency of vehicle owner from 07-01-19 to 04-30-20.

Contested Citations

Total Received: 4,510

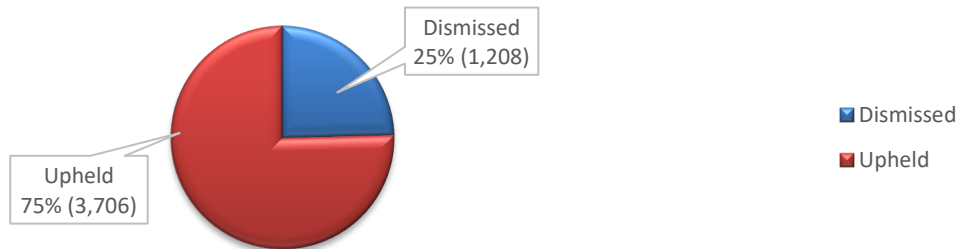


Figure 2. The City of Cedar Rapids provides the opportunity to vehicle owners who receive a citation from an Automated Traffic Enforcement Camera to contest the citation. This form is available online or a paper form may be requested from the Cedar Rapids Police Department. The Contest Citation form has a section for a vehicle owner to contest the citation, request a Municipal Infraction, or both. Figure 2 displays the percentage of contested citations that are upheld/dismissed from 07-01-19 to 04-30-20.

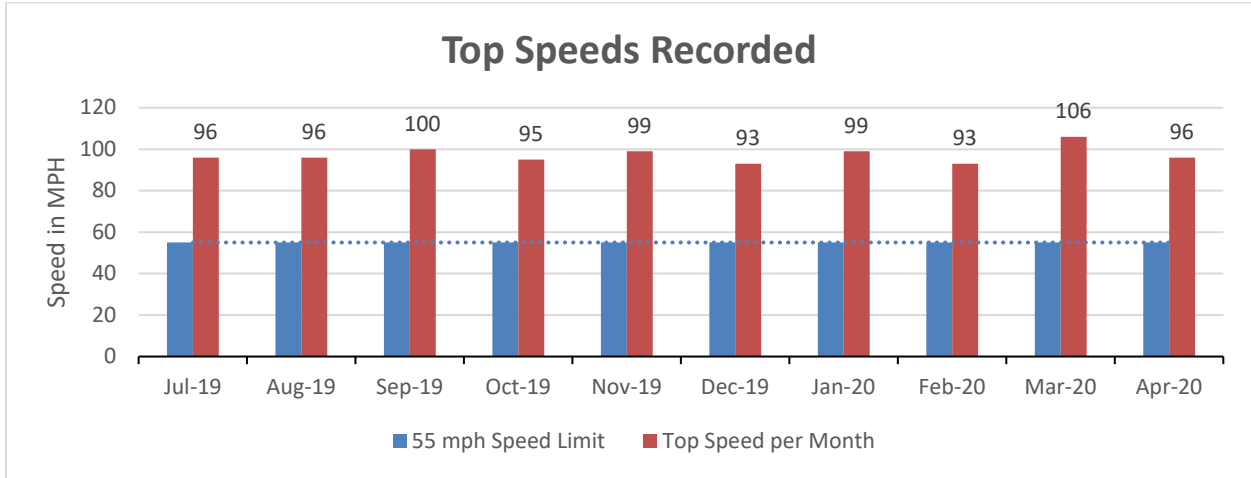


Figure 3. Top speeds of vehicles cited on Interstate I-380 separated by month from 07-01-19 to 04-30-20.

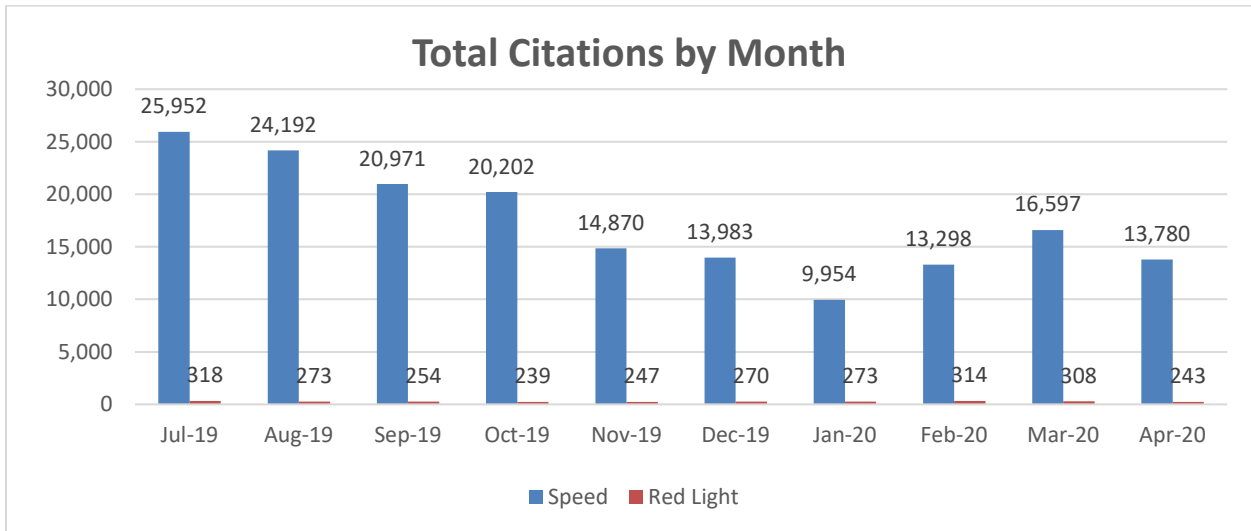


Figure 4. Red light and speeding citations issued from 07-01-19 to 04-30-20.

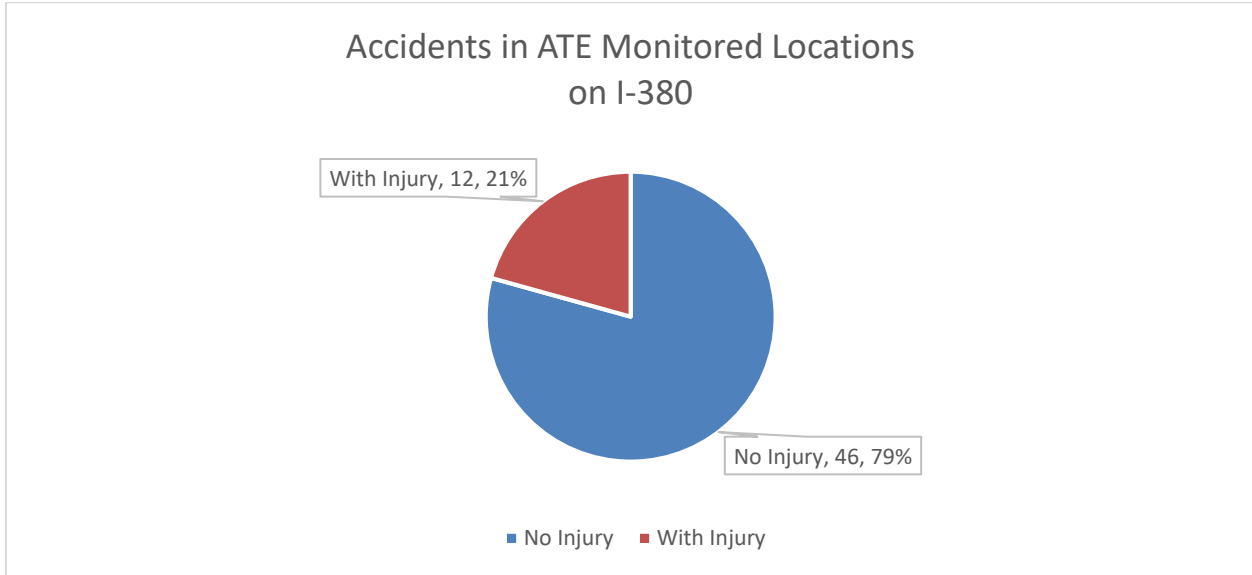


Figure 5. The pie graph shows accidents that occurred in ATE monitored locations on Interstate I-380 with and without injury from 07-01-19 to 04-30-20. (The trend of increased accidents in winter months is expected due to inclement weather and poor road conditions.)

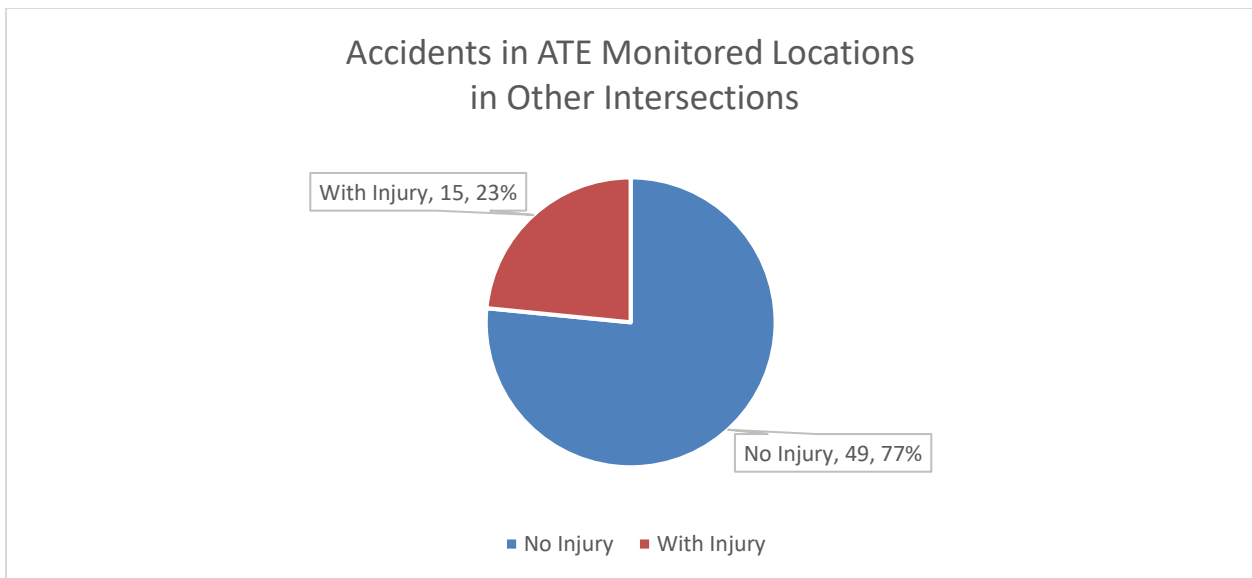


Figure 6. The pie graph shows accidents that occurred in ATE monitored locations in other intersections with and without injury from 07-01-19 to 04-30-20.