

Automated Traffic Enforcement September 2020

During the month of **September**, Cedar Rapids Police Officers issued **14,554** citations identified by the Automated Traffic Enforcement system. These citations were issued to owners of vehicles traveling 12 MPH or more over the speed limit and/or running a red light. The Automated Traffic Enforcement Program has generated **\$701,228.59** during the month of **September**, **\$2,397,604.14** for **FY2021**, and **\$11,173,053.03** since **July 1, 2019**.*

Table 1. Total ATE citations by type, and amount over speed limit from 09-01-20 to 09-30-20.

ATE Citation Type	Driving 12-20 MPH over	Driving 21-25 MPH over	Driving 26-30 MPH over	Driving 31+ MPH over	Total Citations
Speed	13,749	431	85	32	14,297
Red Light					185
Canceled					72
Total Citations					14,554

Table 2. ATE citations by type, location, top speed, and amount over speed limit from 09-01-20 to 09-30-20.

ATE Locations	Red Light Citations	Speeding Citations	Top Speed	Amt Over Limit
NB I-380 Diagonal Dr SW	N/A	416	91	+36 mph
NB I-380 J Ave NE	N/A	7,480	92	+37 mph
SB I-380 1 st Ave SW	N/A	14	73	+18 mph
SB I-380 J Ave NE	N/A	6,234	105	+50 mph
NB Center Point Rd and Collins Rd Ramp	31	12	49	+14 mph
1 st Ave and 10 th St	42	28	60	+30 mph
Williams Blvd and 16 th Ave	25	33	58	+23 mph
Edgewood Rd and 42 nd St NE	N/A	N/A	N/A	N/A
1 st Ave and L St SW	87	67	62	+27 mph
Mobile Speed Camera (All locations)	-	13	42	+17 mph

Table 3. Accidents by ATE monitored locations, and injury/non injury from 09-01-20 to 09-30-20.

Traffic Accidents in ATE Monitored Locations	Injury	No Injury
Accidents in ATE Monitored Locations on I-380	1	8
Accidents in ATE Monitored Locations in Other Intersections	3	3
Total Traffic Accidents	4	11

Citations Issued by Residency of Vehicle Owner

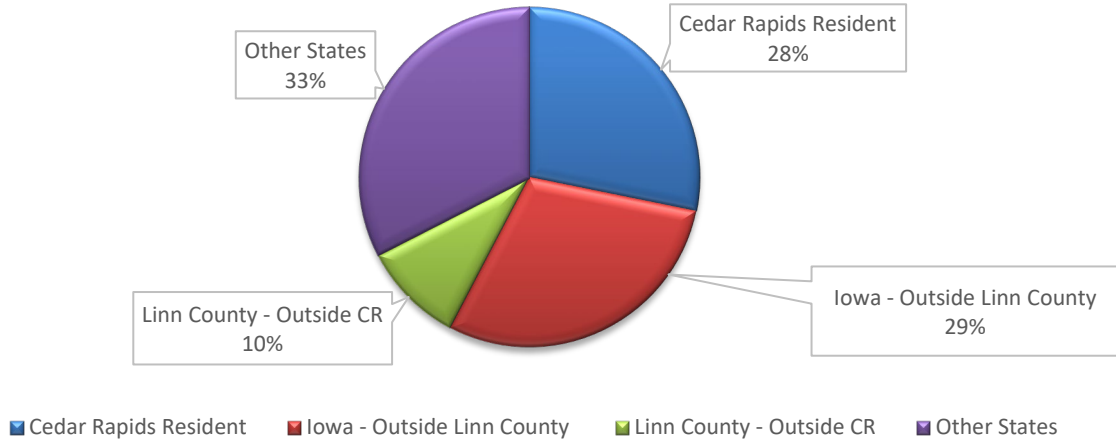


Figure 1. Percentage of citations issued by residency of vehicle owner from 10-01-2019 to 09-30-2020

Contested Citations

Total Received: 6,117

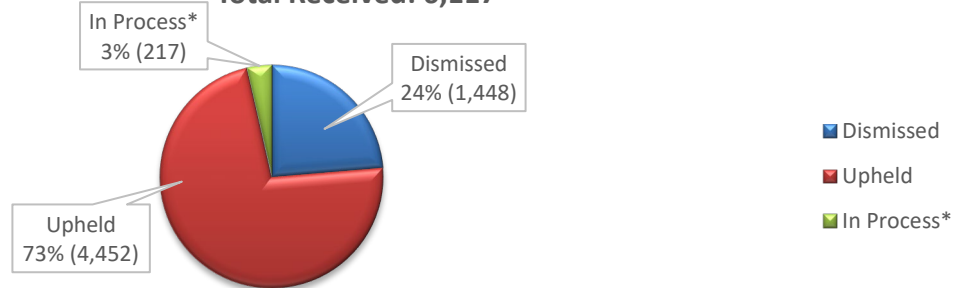


Figure 2. The City of Cedar Rapids provides the opportunity to vehicle owners who receive a citation from an Automated Traffic Enforcement Camera to contest the citation. This form is available online or a paper form may be requested from the Cedar Rapids Police Department. The Contest Citation form has a section for a vehicle owner to contest the citation, request a Municipal Infraction, or both. Figure 2 displays the percentage of contested citations that are upheld, dismissed, and in process from 10-01-2019 to 09-30-2020.

*In Process includes duplicate contest forms, incomplete contest forms, and contest forms pending review.

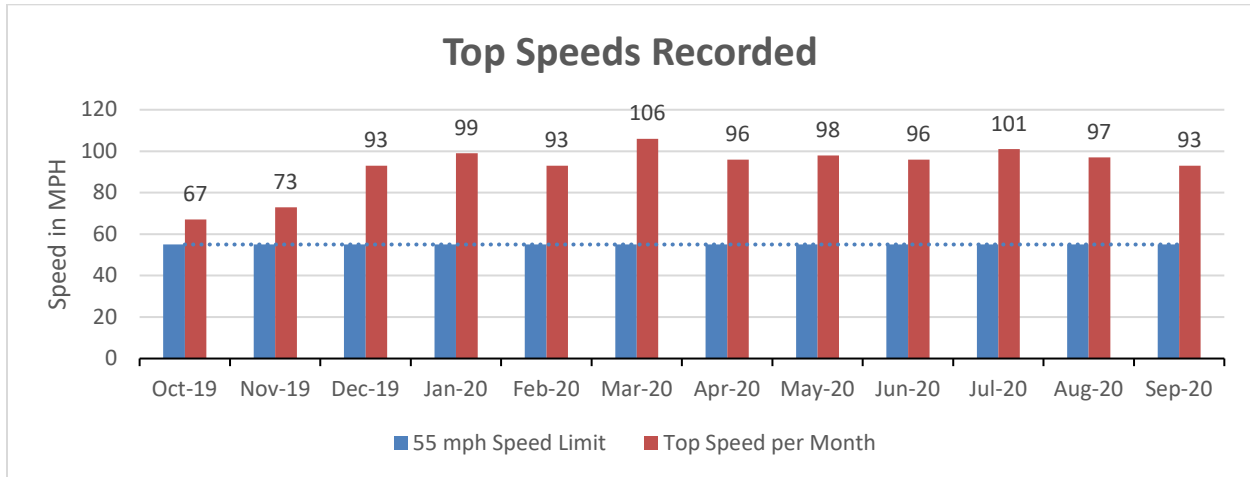


Figure 3. Top speeds of vehicles cited on Interstate I-380 separated by month from 10-01-2019 to 09-30-2020.

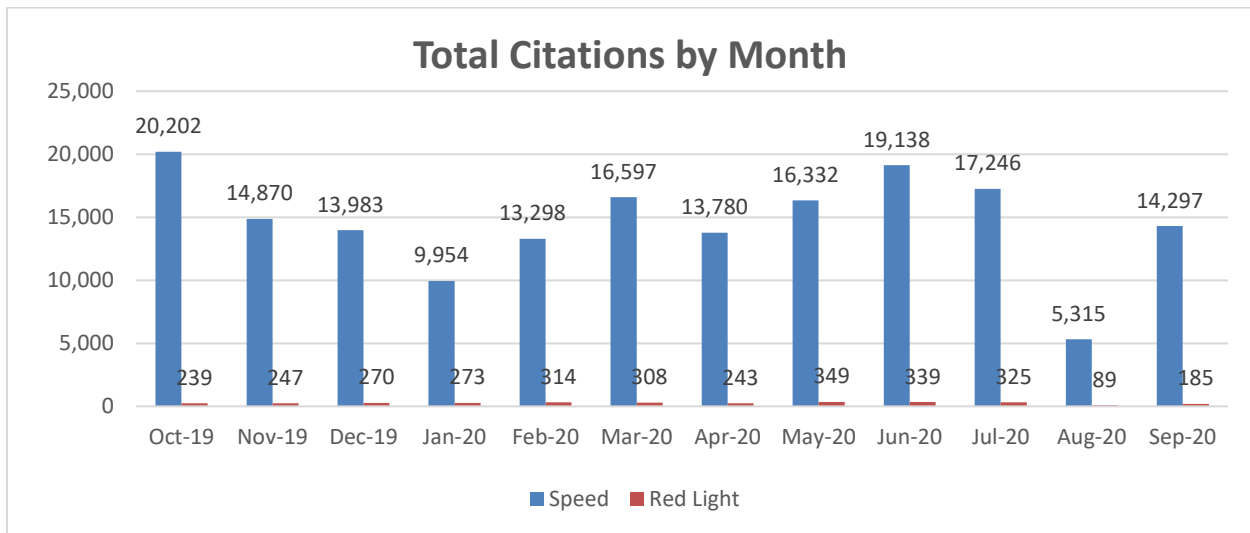


Figure 4. Red light and speeding citations issued from 10-01-2019 to 09-30-2020.

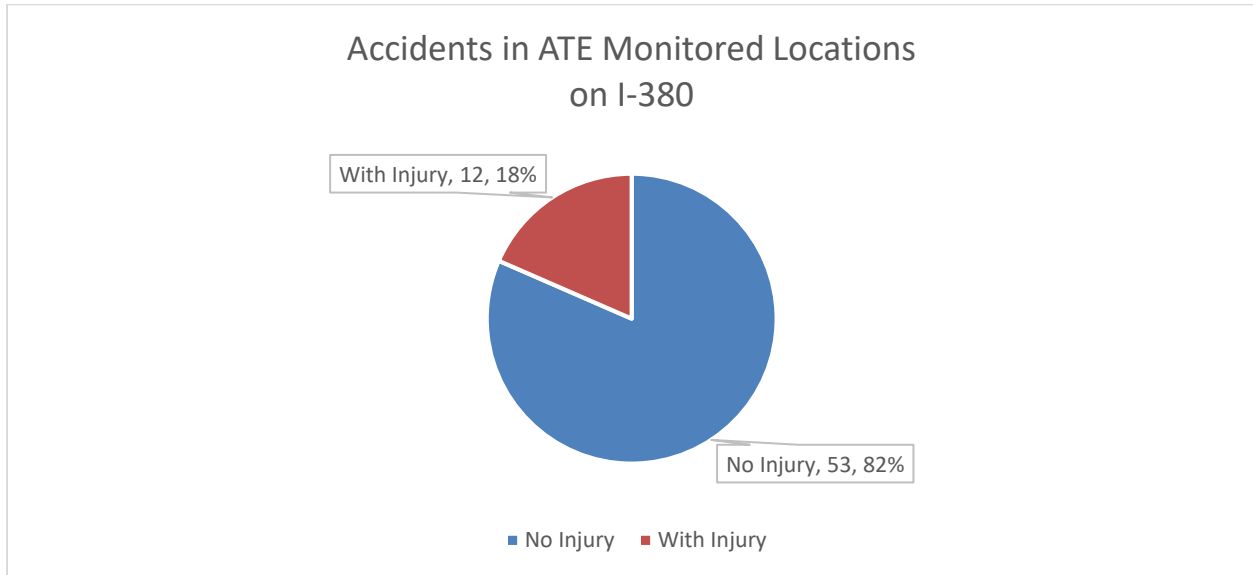


Figure 5. The pie graph shows accidents that occurred in ATE monitored locations on Interstate I-380 with and without injury from 10-01-2019 to 09-30-2020. The trend of accidents going up in the winter months is expected from travel during inclement weather and poor road conditions.

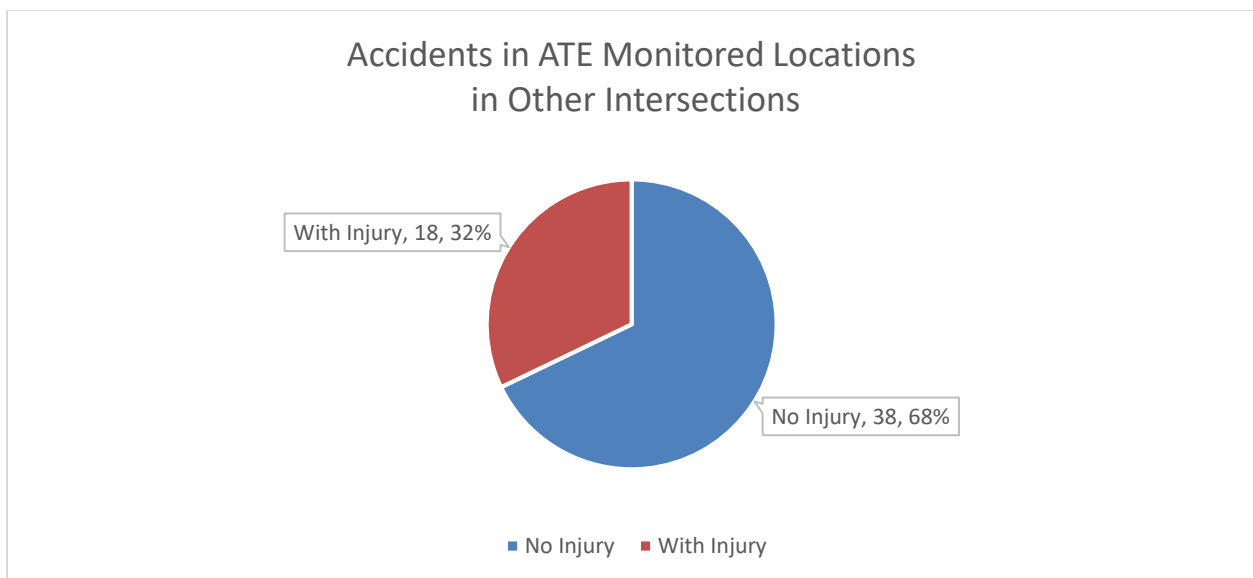


Figure 6. The pie graph shows accidents that occurred in ATE monitored locations in other intersections with and without injury from 10-01-2019 to 09-30-2020.